

PRODUCT DATA


Building Acoustics Partner for HBK 2255 Sound Level Meter

Efficient, reliable and flexible sound insulation testing

Combined with HBK 2255 Sound Level Meter, Building Acoustics Partner is the foundation of a complete building acoustics measurement solution.

The Building Acoustics Partner app is available both as a mobile device app and a PC app. The mobile app provides wireless remote control of your sound level meter and HBK 2755 Smart Power Amplifier, and provides full workflow support, while maintaining complete freedom to adapt to conditions on site. The mobile app also gives you the ability to document your measurements with embedded photos, videos, text and voice commentary. Back in the office, the PC app makes short work of analysis and reporting.

Advanced building acoustics measurements, analysis and documentation have never been so simple.



Uses and features

Uses

- Airborne, façade and impact sound insulation tests according to national and international standards
- Measurement of source and receiving room level spectra
- Measurement of reverberation time
- Calculation of sound insulation ratings
- Measurement analysis
- Report generation

Mobile app features

Wireless remote control and configuration of HBK 2255 Sound Level Meter:

- Remote measurement control and display
- Audio streaming
- Measurement position management
- Optional measurement guide
- Ability to adapt to on-site conditions
- High-resolution level vs time profile to identify disturbances
- Display of individual decays with adjustable regression lines
- Quality indicators identify possible problems early
- Result calculation
- Easy measurement reuse in multi-partition projects
- Embedded annotations: photos, video, voice commentary and text notes
- Simple, login-free project sharing via HBK's cloud
- Wireless remote control and configuration of HBK 2755 Smart Power Amplifier

Supported methods

- Interrupted noise and impulse methods
- Fixed and manually-scanned level measurements
- Sound insulation calculations according to national and international standards, including the low-frequency procedure of ISO 16283

PC app features

Measurement download, analysis and reporting:

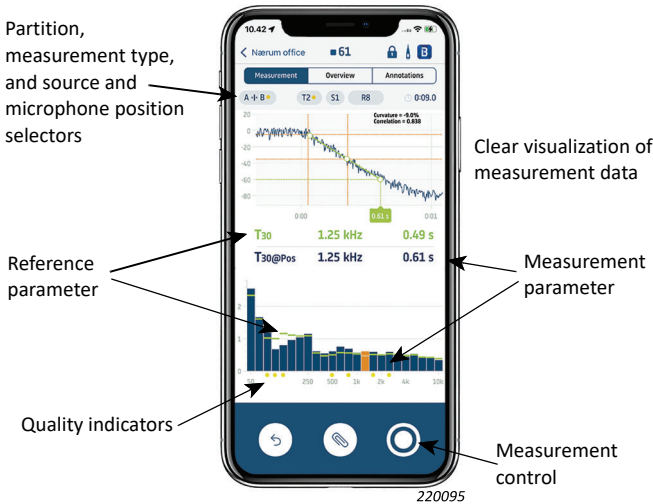
- Option to set up projects before visiting the site
- Detailed measurement data viewing and analysis
- Report generation according to standards in Microsoft® Word format or PDF
- Raw data export to Microsoft Excel®, for custom analysis and calculations
- Simple, file-based data storage
- Simple, login-free project sharing via HBK's cloud
- Import of building acoustics measurement projects created on Hand-held Analyzer Types 2250 and 2270

Building acoustics is the assessment of sound insulation between spaces in buildings. Appropriate sound insulation is important to the well-being of people in their homes, workplaces and public venues, and minimum standards are set in the building regulations of many countries.

The mobile app

An iOS app for measurement control and analysis in the field.

Fig. 1 The mobile app keeps you connected to your measurements



Adapt to on-site conditions. Set up projects on site, or make adjustments to a project based on the actual conditions.

Planned or unplanned measurements. Measurement plans and workflow automation in the mobile app help to ensure that you never miss a measurement position. Alternatively, unplanned measurements give you the freedom to build a project as you go.

Intelligent measurement reuse. Measurement reuse keeps the total number of measurements to a minimum and the choice of manual or automatic reuse gives you control over the process.

Wireless connectivity. The ability to control equipment remotely with Building Acoustics Partner makes measurements outside the room easy. Live measurement (spectrum and profile) displays on the mobile app keep you in touch with measurements. The ability to stream audio to your earphones ensures that you do not miss any disturbances during receiving room measurements when you are outside the room.

Quality indicators identify problems early. Questionable measurements can be inspected in detail, and markers can be used to exclude short disturbances from receiving room level measurements.

Detailed measurement views. Understand exactly what is happening with your data before you leave the building site.

The mobile app calculates results automatically. Get the results before you leave. You can confirm compliance with project targets and investigate deviations while on site.

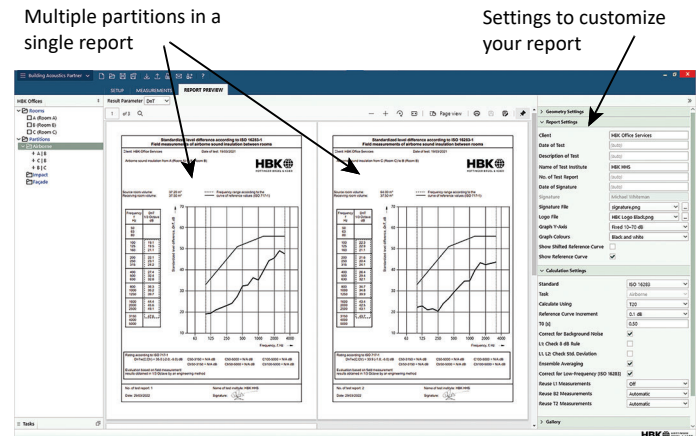
Embedded annotations. Document noteworthy site conditions and store the annotations in the project along with measurement data and results.

Building Acoustics Partner is a powerful, easy-to-use and efficient solution for sound insulation testing, from survey planning through to a finished report.

The PC app

A PC app for detailed measurement analysis and reporting.

Fig. 2 The PC app makes report generation fast and easy



Data in graphical and tabular displays. Measurement data is presented in interactive graphical and tabular displays for maximum insight and confidence in your data.

Complete overview of level measurements. Quickly compare levels in the source and receiving rooms and view microphone positions within the context of the room average, with the option to include or exclude each position in the average.

Clear visualization of reverberation time decays. Side-by-side displays of the reverberation time decays and spectrum allow you to view measurement data for each octave band.

Quality indicators persist. The quality indicators from the mobile app are available for review in the PC app.

Override data manually. It is possible to override all data. Adjust the slope of the decay, if needed, or edit data to test theories about the effects of changes you can make to get specific results.

Create reports. Customize the look and feel of your reports while conforming to the reporting requirements of the standard used. Include multiple partitions in a single report for building surveys. A preview option allows you to make corrections or adjustments before you generate the final report.

Export measurement data. To perform custom analysis or check calculations, or to upload your data to a database, you can export data to Microsoft Excel.

Building Acoustics Partner is the foundation of a complete sound insulation testing solution, with equipment and accessories designed to be smart, reliable, portable and robust.

System benefits

- A complete, integrated system
- Lightweight and robust equipment
- Wireless connectivity
- Optimized for manually-scanned or fixed-position level measurements
- Optimized for the ISO 16283 low-frequency procedure
- A lightweight sound level meter designed for single-handed operation
- Accessories designed for real-world usage

HBK 2255 Sound Level Meter

At the core of the system is HBK 2255, a highly accurate and reliable sound level meter designed for all day use. HBK 2255 is perfectly suited to hand-held measurements, not just for use on a tripod. Its lightweight design will not tire out your arm after a long day of manually-scanned level measurements.

HBK 2255 features

- Class 1 sound level meter
- 1/1- or 1/3-octave frequency analysis
- Simultaneous 1/1- and 1/3-octave reverberation time measurements
- Frequency range: 6 Hz to 20 kHz
- 13 hour battery life
- Rubber panels for a secure grip
- Single-handed operation
- Weight of just 400 grams
- A light ring that indicates the measurement state
- Wireless connectivity

Microphone extension rod

The rigid microphone extension rod (UA-0049, shown in Fig. 3) for HBK 2255 extends the microphone 30 cm from the instrument body. The extra distance allows you to perform the cylindrical scanning path without changing your body position, and makes it easy to measure corners according to the low-frequency procedure of ISO 16283.

Sound sources

HBK 2755 Smart Power Amplifier and OmniPower™ Sound Source Type 4292-L guarantee constant, high output levels from the first measurement of the day to the last.

Tapping Machine Type 3207 is a robust impact sound generator whose size and weight have been minimized for easy transportation.

For more information about building acoustics sound sources, see the following product data:

- HBK 2755: [BP 2678](#)
- Type 4292-L: [BP 2667](#)
- Type 3207: [BP 2666](#)

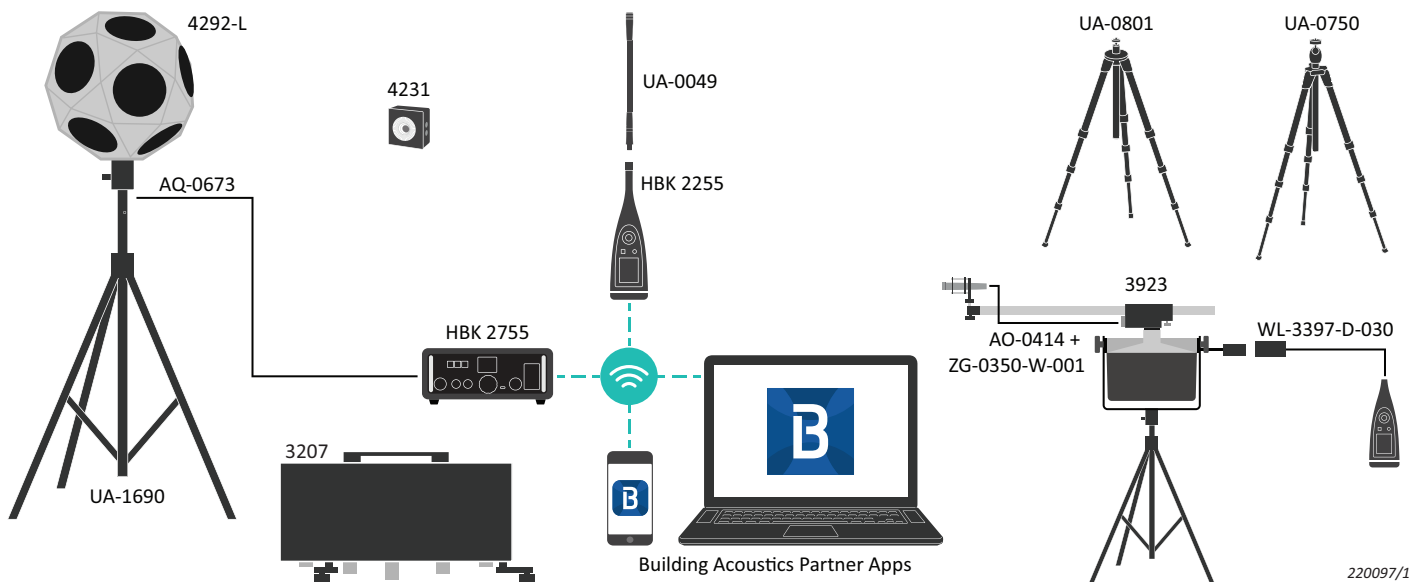
Fewer cables

Both HBK 2255 Sound Level Meter and HBK 2755 Smart Power Amplifier have built-in Wi-Fi® and Bluetooth®. You will never have to run a cable under a door again.

Practical bags

The carrying bags make it possible for one person to transport everything for an airborne sound insulation test to the site in one trip. For Type 4292-L and its tripod, there are padded bags with shoulder straps and handles. For everything else, there is a backpack. The backpack holds the sound level meter, the amplifier and the sound calibrator, as well as a windscreen and tripod for the sound level meter, with space remaining for items such as cables and your laptop.

Fig. 3 Equipment and accessories for sound insulation tests



220097/1

	Org.	Typ. Param.	Airborne			Impact		RT	Rating	
			Lab	Field	Facade	Lab	Field		Airborne	Impact
Int'l	ISO	R' L'n	10140-2* 140-3	16283-1 140-4	16283-3 140-5	10140-3* 140-6	16283-2 140-7	3382-2	ISO 717-1	ISO 717-2
DEU	DIN	R L'n	EN 20140-3	52210-1	52210-5	52210-1		52212	52210-4	52210-4
SWE	SS	R' L'n	EN 20140-3	EN 20140-4 SS 25267	EN 20140-5	EN 20140-6	EN 20140-7 SS 25267		ISO 717-1	ISO 717-2
CHE	Sia	DnT L'nT		181	181		181		181	181
AUT	ÖNORM	DnT L'nT	S 5101	S 5100-1	S 5100-3	S 5101	S 5100-2		S 5100-1	S 5100-2
GBR	BS	DnT L'nT	EN 20140-3	2750-4	2750-5	2750-6	2750-7		5821-1, -3	5821-2
England Wales	BREW	DnT		BREW					BS EN 717-1	
ITA	UNI	Dn Ln	8270-1	8270-4	8270-5	8270-6	8270-4		8270-7	8270-7
FRA	NF-S31	DnAT LnAT	-051	-054, -057	-055, -057	-052	-056, -057		-057	-057
ESP	NBE	DnAT LnAT	74-040-84(3)	74-040-84(4)	74-040-84(5)	74-040-84(6)	74-040-84(7)		NBE-CA-88	NBE-CA-88
	CTE	DnT,A L'nT	CTE:2008	CTE:2008	CTE:2008	CTE:2008	CTE:2008		CTE:2008	CTE:2008
NLD	NEN'06	DnT,A LnT,A		5077	5077			5077	NPR 5097	
	NEN	Ilu Ico		5077	5077		5077	5077	5077	5077
USA	ASTM	FTL Ln		E336-90	E966-90		E1007-11		E413-73 E1332-90	E989

* Partially fulfilled (does not support correction of the result for the contribution of flanking transmission).

Sound level meter specifications

For specifications of HBK 2255, see product data [BP 2679](#)

System requirements for apps

PC OPERATING SYSTEM	Windows® 10 or 11 (64-bit)
PC FRAMEWORK*	Microsoft® .NET 4.8
MOBILE DEVICE	iOS-based phone or tablet
IOS VERSION	See supported iOS versions for current app version in the App Store, under Building Acoustics Partner > Information > Compatibility

* The software will check if pre-installed. If it is not, it will start auto-installation. Accept the installation to run the app.

RECOMMENDED PC FOR DESKTOP APP

Intel® Core™ i5 or better	8 GB of memory
Sound card	At least one available USB port
Solid State Drive (SSD)	Microsoft Office 2016 (32-bit) or later

Wireless communication interface

OPERATING FREQUENCY	2.4 GHz
DATA RATE	IEEE 802.11n: Up to 300 Mbps IEEE 802.11g: Up to 54 Mbps IEEE 802.11b: Up to 11 Mbps
ENCRYPTION/AUTHENTICATION	64/128-bit WPA-PSK, WPA2-PSK, TLS, SSL
RANGE	The range is similar to a standard WLAN unit, typically from 10 to 50 m (33 to 164 ft), depending on the environment and the number of other WLAN transmitters in the area (smartphones, Wi-Fi, etc.)
BLUETOOTH CONNECTION	Bluetooth® Low Energy (BLE) to discover and connect HBK 2755 and HBK 2255, allowing for simpler connections on Wi-Fi, etc. Not used for transporting measurement data or audio

Wired communication interface

CONNECTIONS	USB-C, Ethernet over USB
DATA RATE	150 Mbps
ENCRYPTION/AUTHENTICATION	TLS, SSL

Sound insulation tests

Airborne, façade and impact sound insulation tests

STANDARDS	<p>Conforms with the relevant parts of the following:</p> <ul style="list-style-type: none"> • IEC 61672-1 (2013) Class 1 • IEC 60651 (1979) plus Amendment 1 (1993-02) and Amendment 2 (2000-10), Type 1 • ANSI S1.4-1983 plus ANSI S1.4A-1985 Amendment, Type 1 • IEC 61260-1 (2014), 1/1-octave Bands and 1/3-octave Bands, Class 1 • IEC 61260 (1995-07) plus Amendment 1 (2001-09), 1/1-octave Bands and 1/3-octave Bands, Class 0 • ANSI S1.11-1986, 1/1-octave Bands and 1/3-octave Bands, Order 3, Type 0-C • ANSI S1.11-2004, 1/1-octave Bands and 1/3-octave Bands, Class 0 • ANSI/ASA S1.11-2014 Part 1, 1/1-octave Bands and 1/3-octave Bands, Class 1 • ISO 16283, ISO 10140, ISO 140, SS, DIN, Önorm, BS, BREW, Sia, UNI, NF, NBE, NEN, NEN'06, ASTM, CTE <p>Note: The international IEC standards are adopted as European standards by CENELEC. When this happens, the letters IEC are replaced with EN and the number is retained. HBK 2255 also conforms to these EN standards</p>
MEASUREMENT TYPES	<p>Level measurements:</p> <ul style="list-style-type: none"> • L1 = Source room levels • L2 = Receiving room levels • B2 = Receiving room background noise levels <p>Reverberation time measurements:</p> <ul style="list-style-type: none"> • T2 = Receiving room reverberation time measurements
FREQUENCY RANGE	<p>1/1- or 1/3-octave band frequency analysis</p> <p>Centre frequencies:</p> <ul style="list-style-type: none"> • 1/1-octave: 63 Hz to 8 kHz • 1/3-octave: 50 Hz to 10 kHz
LOUDSPEAKER METHOD	Global or element (façade)

Data management

PROJECTS	Geometry for any number of rooms and partitions, annotations, and measurement data for all positions defined for each source room (L1) and receiving room (L2, B2 and T2), are stored within a project. Measurement data can be imported, reclassified or deleted from a project
ANNOTATIONS	Photos, videos, text and voice notes made using the Building Acoustic Partner mobile app are embedded into measurement data and stored on the instrument
METADATA	Up to 9 user-defined metadata fields can be set per measurement (text, picklist or number). Metadata annotations for building acoustics projects are automatically configured and set by the Building Acoustics Partner app
REUSE OF DATA	Measurement data for L1, B2 or T2 can be re-used between partitions in a project. Reuse can be automatically enabled for partitions with shared rooms, or controlled manually

Measurement control

Measurements are started manually on the instrument or the mobile app (remote control). It is not necessary to be connected to the mobile app to make a measurement.

Measurements are saved automatically to the instrument.

Measurements are added to a Building Acoustics Partner project (sound insulation test) upon acceptance of the measurement.

MEASUREMENT PLAN

Defines the number of measurements to make, the order in which to make measurements and rules for measurement reuse; enables workflow automation

Measurement order	Selectable order in which to perform measurement types: L1, L2, B2, T2, L1 LF (low frequency), L2 LF, B2 LF
Measurement assistant	Guided measurements; prompts to help perform sound insulation tests; follows the measurement plan
Measurement sequence	With measurement plan: <ul style="list-style-type: none"> • Microphone position first: Measure at all microphone positions before using another source • Source position first: Measure at a microphone position for all sources Without measurement plan: <ul style="list-style-type: none"> • Measure at subsequent microphone positions without source information • Measure at manually selected source and microphone positions

LEVEL MEASUREMENTS

Measurement time	Preset: Sound level meter measures for a set length of time then stops automatically, selectable preset time from 1 s to 1 hour Free: User stops measurement manually
Trigger level	Selectable level that triggers a measurement 0 to 120 dB
Live audio	For L2 and B2 measurements Audio streams to the mobile device during a measurement Requires headphones
Escape time	With HBK 2755 User-defined: 0 to 60 s
Build-up time	User-defined: 1 to 10 s
Exclude marker	Mark sections of the time profile to be excluded from the average

REVERBERATION TIME MEASUREMENTS

Measurement time	Measurement stops automatically when the instrument detects the background noise level or after 30 s
Excitation	Impulsive or interrupted noise
Interrupted noise	Start a measurement manually, the instrument is ready, waiting for the sound level (from loudspeaker/amplifier) that will trigger the measurement. Measurement stops automatically and calculates the reverberation time. The process repeats until the set number of decays are complete, at which point the user is prompted to accept or reject the measurement. Process is repeated at each microphone position

Impulse	Start a measurement manually, the instrument is ready, waiting for the sound level (from impulsive noise such as a starter pistol) that will trigger the measurement. Measurement stops automatically and calculates the reverberation time and the user is prompted to accept or reject the measurement. Process is repeated at each microphone position
Signal recording	Z-weighted measured signal recorded at each position
Averaging	Arithmetic or ensemble (Calculations)
Number of decays	Interrupted noise method: 1 to 11
Trigger level	Selectable level that triggers a measurement 0 to 120 dB
Escape time	With HBK 2755 User-defined: 0 to 60 s
Build-up time	User-defined: 1 to 10 s
Source control	With HBK 2755: The mobile app controls the sound source and HBK 2255 automatically Manual: Sound source is controlled manually, HBK 2255 detects when the sound source is turned on/off

Measurement status

ON SCREEN	On instrument: Information such as overload, awaiting trigger and running/paused are displayed on screen as icons On mobile app: Status of instrument (active, inactive), measurement displays, position overview, results, ratings	
MEASUREMENT STATUS LIGHT RING RGB light ring on instrument shows the measurement status and instantaneous overload as follows	Green on constantly:	Measuring
	Yellow flashing every 5 s:	Stopped, ready to measure
	Yellow flashing slowly:	Paused, measurement not stored
	Red flashing quickly:	Intermittent overload, calibration failed
	Purple on constantly:	Latched overload
	White flashing slowly:	Sound level meter off and charging
NOTIFICATIONS	Sends an SMS or email daily at a specified time or if an alarm condition is fulfilled. Alarm Conditions: <ul style="list-style-type: none"> • Disk space below set value • Trig. input voltage below set value • Internal battery enters set state • Change in measurement state • Reboot of instrument 	
	ANNOTATIONS	Review attached and unattached annotations

Measurements

LAF and LCF for displays as numbers or quasi-analogue bars

FREQUENCY ANALYSIS

1/1- or 1/3-octave band frequency analysis

Centre frequencies	1/1-octave: 63 Hz to 8 kHz 1/3-octave: 50 Hz to 10 kHz
---------------------------	---

INTERNAL GENERATOR

For HBK 2755 Power Amplifier, which has a built-in pseudo-random noise generator

Spectrum	Selectable pink or white noise
Bandwidth Follows measurement frequency range	1/1-octave: <ul style="list-style-type: none"> Lower limit: 63 Hz Upper limit: 8 kHz 1/3-octave: <ul style="list-style-type: none"> Lower Limit: 50 Hz Upper Limit: 10 kHz
Correction filters For Type 4292-L	Turn-on, -off time: Equivalent to RT = 70 ms Repetition period: 175 s

EXTERNAL GENERATOR

Manual control of sound source, selectable as an alternative to using HBK 2755

LEVEL MEASUREMENTS: L1, L2 AND B2

LZF spectrum for display only

LZeq in 1/1-octave or 1/3-octave bands, 0.25 s rate

Averaging	Averaging time: 1 s to 1 h (follows from the preset measurement time) Source positions: 1 to 10 Microphone positions: 1 to 10, fixed or manually-scanned Positions can be predefined (measurement plan) or added during the test
Status indications	Overload, under range, quality indicators

REVERBERATION TIME MEASUREMENTS: T2

T20 and T30 in 1/1- or 1/3-octave bands

Decays	LZ _{eq} spectra sampled at 4 ms intervals
Evaluation range	T20: -5 to -25 dB T30: -5 to -35 dB
Measurement time	Measurement time is determined by actual reverberation time of the room (that is, once the instrument detects the background noise level again)
Maximum measurement time	If the background noise level has not been detected after 30 s, the measurement stops
Averaging	T20 and T30 measurements can be averaged using either arithmetic or ensemble averaging
T20 and T30 calculation	From slope in evaluation range
Slope estimation	Least squares approximation
Quality indicators	Quality indicators with status information (Overload, Curvature as a percentage, etc.) Extensive list of status information available on reverberation time spectra for each frequency band, and as overall quality indicators for each measurement position and for the averaged result
Reverberation time range	Max. 30 s, min. 0.1 to 0.7 s, depending on bandwidth and centre frequency
Manual data entry	The detected decay slope can be edited

Measurement displays on the mobile app

OVERVIEW	Table of measurement positions for each function (L1, L2, B2 or T2) with readout for selectable frequency band on each position together with quality indicator Positions can be included/excluded from average
SOUND LEVEL SPECTRUM	LZF spectrum LZeq spectrum for L1@Pos, L2@Pos, B2@Pos, L1, L2, B2 Cursor: Readout of selected band quality indicator for each frequency band
REVERBERATION TIME SPECTRUM	One or two spectra can be displayed Cursor: Readout of selected band quality indicator for each frequency band
DECAY	Decay curve for a position or the room average available for each frequency band (if Ensemble Average selected). Display of evaluation range and regression line. Readout of Curvature in % Result Displays
RESULT	Table of measurement positions for all functions (L1, L2, B2 or T2) with readout for selectable frequency band on each position together with quality indicator Positions can be included/excluded from result
CALCULATIONS	Shows the sound reduction index (spectrum and weighted) according to the selected standard, along with the reference curve (if any), or deviations (from the reference curve)
POCKET MODE	Disables mobile app display and controls while using manual measurement controls on the instrument. Messages and alerts (from Measurement Plan and Measurement Assistant) are pushed to the instrument display

Audio

Input signal can be streamed to the mobile device

Report generation

Reports conform to the supported standards

Relevant views and sheets can be printed or exported to the clipboard:

- Reports in Microsoft® Word format or PDF
- Tables can be copied to clipboard as text (CSV)
- Graphs can be copied to clipboard as bitmaps (PNG) or vector graphics (SVG)

Data transfer

Via USB, Wi-Fi, Ethernet, cloud project share

Ordering information

2255-B-S HBK 2255 Sound Level Meter with Building Acoustics Partner Software

which includes the following in a hard-shell transport case (KE-1038):

- HBK 2255 Sound Level Meter
- BZ-7300-N: Noise Partner Licence
- BZ-7350-N: Building Acoustics Partner Licence
- BZ-7400-N: Open Interface Licence
- Type 4966-Z-041: ½" Free-field Microphone (microphone cartridge and preamplifier combination)
- ZG-0486: Mains Power Supply
- AO-0821-D-010: USB 3, USB C to USB A Cable (1.0 m/3.3 ft)
- UA-1650: 90 mm dia. Windscreen with AutoDetect
- DH-0819: Wrist Strap, for sound level meter
- UA-2237: Mobile Phone Holder Kit

2255-B-SC HBK 2255 Sound Level Meter with Building Acoustics Partner Software and Sound Calibrator Type 4231

which includes the following in a hard-shell transport case (KE-1038):

- HBK 2255 Sound Level Meter
- BZ-7300-N: Noise Partner Licence
- BZ-7350-N: Building Acoustics Partner Licence
- BZ-7400-N: Open Interface Licence
- Type 4966-Z-041: ½" Free-field Microphone (mic. cartridge + preamplifier combination)
- Type 4231: Sound Calibrator
- ZG-0486: Mains Power Supply
- AO-0821-D-010: USB 3, USB C to USB A Cable (1.0 m/3.3 ft)
- UA-1650: 90 mm dia. Windscreen with AutoDetect
- DH-0819: Wrist Strap, for sound level meter
- UA-2237: Mobile Phone Holder Kit

Building acoustics kits

	SOUND SOURCES				SOUND LEVEL METER BUNDLES		ACCESSORIES	
	4292-L OmniPower Sound Source, includes tripod and carrying bags	AQ-0673 Speaker Cable, Type 4292-L to HBK 2755	2755 Smart Power Amplifier	3207-A Tapping Machine with Battery Kit	2255-B-S SLM with Building Acoustics Partner Software	2255-B-SC SLM with Building Acoustics Partner Software and Sound Calibrator Type 4231	UA-0049 Rigid Microphone Extension for HBK 2255	KE-0003 Backpack for Building Acoustics Kit
2255-B-K01 HBK 2255 Building Acoustics Kit (Airborne)	✓	✓	✓		✓		✓	✓
2255-B-K02 HBK 2255 Building Acoustics Kit (Airborne and Impact)	✓	✓	✓	✓	✓		✓	✓
2255-B-KC1 HBK 2255 Building Acoustics Kit with Calibrator Type 4231 (Airborne)	✓	✓	✓			✓	✓	✓
2255-B-KC2 HBK 2255 Building Acoustics Kit with Calibrator Type 4231 (Airborne and Impact)	✓	✓	✓	✓		✓	✓	✓

Software Modules Available Separately

Purchase licences separately to build a custom solution

BZ-7301	Enviro Noise Partner Licence (see product data BP 0030)
BZ-7302	Work Noise Partner Licence (see product data BP 0031)
BZ-7303	Product Noise Partner Licence (see product data BP 2643)
BZ-7350	Building Acoustics Partner Licence
BZ-7401	Extended Broadband Analysis Licence
BZ-7402	Logging Licence
BZ-7403	Frequency Analysis Licence
BZ-7404	MP3 Audio Licence
BZ-7450	Advanced Logging Licence, for HBK 2255 only Requires the basic logging capabilities included in the Enviro Noise Partner, Work Noise Partner or Logging licences
BZ-7451	Analysis Quality Audio Licence, for HBK 2255 only

All mobile apps are available for download via the App Store.

All desktop PC apps can be downloaded at www.bksv.com

Analysis and Reporting PC Software for Hand-held Analyzer Types 2250 and 2270

BZ-7350-X-NI	Building Acoustics Partner export from Measurement Partner Suite, licence for one instrument
BZ-7350-X-ND	Building Acoustics Partner export from Measurement Partner Suite, licence for any instrument (dongle)